

























# PART NUMBER SELECTION TABLES


## Feed Through Terminals

	SAKD 2.5N		SAK 2.5		SAK 4		SAK 6N		
									
	Single Level		Single Level		Single Level		Single Level		
<b>Terminal Block Selection Data</b>									
<b>Available Options</b>	<b>Version</b>								
Beige PA		0215560000	0268860000	0279660000*	0380460000*	0128360000*	0443660000*	0193260000* 0380560000*	
Beige PA				0218660000		0467460000		0212860000	
Blue PA		0215580000	0268880000	0279680000*	0380480000*	0128380000*	0443680000*	0193280000* 0380580000*	
Blue PA						0467480000			
Orange PA				1326360000*		0105060000*	1323660000*		
Beige KrG				0279620000	0380420000	0128320000	0443620000	0193220000 0380520000	
Blue KrG				0279670000	0380470000	0128370000	0443670000	0380570000	
KrS				0279630000		0128330000		0193230000	
Hexagon socket PA									
Hexagon socket KrG									
Blue hexagon socket KrG									
Hexagon socket KrS									
KB, 10 PA terminal blocks with marking		401060000	523160000	322560000*	0499460000*	0322660000*	0530460000*	0322760000*	
KB, 10 PA terminal blocks without marking		401160000	525760000	322860000*	0499560000*	0308860000*	0530360000*	0380960000*	
<b>Dimensions</b>									
Width / Length / Height mm (in.)	for TS 32 	5/44/38 (.197/1.73/1.5)		6/45/40 (.24/1.77/1.57)		6.5/45/44 (.26/1.77/1.73)		8/40/51.5 (.32/1.58/2.07)	
	for TS 35 	5/32.5/43.5 (.197/1.28/1.7)		6/36.5/46.5 (.24/1.44 / 1.83)		6.5/40/51.5 (.26/1.57/2.03)		8/45/44 (.32/1.77/1.73)	
Insulation stripping length	mm (in.)	10 (.39)		10 (.39)		12 (.47)		12 (.47)	
<b>Technical Data</b>									
Rated voltage / rated current / wire size	UL	300 V / 20 A / #28...12 AWG		600 V / 20 A / #22...12 AWG		600 V / 30 A / #22...10 AWG		600 V / 40 A / #22...8 AWG	
	CSA	300 V / 20 A / #22...12 AWG		600 V / 25 A / #26...10 AWG		600 V / 36 A / #26...10 AWG		600 V / 47 A / #20...8 AWG	
	VDE	500 V / 26 A / 2.5 mm <sup>2</sup>		750 V / 26 A / 2.5 mm <sup>2</sup>		750 V / 34 A / 4 mm <sup>2</sup>		800 V / 41 A / 6 mm <sup>2</sup>	
Torque	Nm (lb. in.)	0.8 (7.0)		0.8 (7.0)		1.4 (12.5)		1.8 (16.0)	
Clamping screw	M	2.5		2.5		3		3.5	
<b>Selected Accessory Data*</b>									
<b>End Plate (thickness mm)</b>	<b>Type</b>	<b>Part No.</b>	<b>Type</b>	<b>Part No.</b>	<b>Type</b>	<b>Part No.</b>	<b>Type</b>	<b>Part No.</b>	
	PA	AP (1.5) 0150960000	AP (1.5) 	0279560000**	AP (1.5) 0117960000	0117960000	AP (1.5) 0117960000	0117960000	
	Blue PA	AP (1.5) 0150980000	AP (1.5) 	0279580000***	AP (1.5) 0117980000	0117980000	AP (1.5) 0117980000	0117980000	
	KrG	AP (1.5) 0279520000	AP (1.5)	0117920000	AP (1.5) 0117920000	0117920000	AP (1.5) 0117920000	0117920000	
	Blue KrG	AP (1.5) 0279570000	AP (1.5)	0117970000	AP (1.5) 0117970000	0117970000	AP (1.5) 0117970000	0117970000	
	KrS	AP (1.5) 0279530000	AP (1.5)	0117930000	AP (1.5) 0117930000	0117930000	AP (1.5) 0117930000	0117930000	
<b>Partition (thickness mm)</b>	<b>Type</b>	<b>Part No.</b>	<b>Type</b>	<b>Part No.</b>	<b>Type</b>	<b>Part No.</b>	<b>Type</b>	<b>Part No.</b>	
	PA	TW (1.5) 0191860000	TW (1.5)	0302860000	TW (1.5) 0130160000	0130160000	TW (1.5) 0130160000	0130160000	
	Blue PA	TW (1.5) 0191880000	TW (1.5)	0302880000	TW (1.5) 0130180000	0130180000	TW (1.5) 0130180000	0130180000	
	KrG		TW (2.5) 0302820000	0302820000	TW (2.5) 0130120000	0130120000	TW (1.5) 0130120000	0130120000	
	Blue KrG		TW (2.5) 0302870000	0302870000	TW (2.5) 0130170000	0130170000			
	KrS		TW (2.5) 0302830000	0302830000	TW (2.5) 0130130000	0130130000	TW (1.5) 0130130000	0130130000	
	HP	TW (1.5) 	0307500000	TW (1.0) 	0297100000	TW (1.0) 	0197100000	TW (1.5) 	0197100000
<b>Small Partition</b>		TSch 3 0366860000	TSch 1 0319160000	TSch 1 0319160000	TSch 1 0319160000	0319160000	TSch 1 0319160000	0319160000	
<b>Jumpers</b>	<b>Type</b>	<b>Part No.</b>	<b>Type</b>	<b>Part No.</b>	<b>Type</b>	<b>Part No.</b>	<b>Type</b>	<b>Part No.</b>	
	Q 2	0367800000	Q 2	0337000000	Q 2	0336700000	Q 2	0456700000	
	Q 3	0367900000	Q 3	0337100000	Q 3	0336800000	Q 3	0456800000	
	Q 4	0368000000	Q 4	0337200000	Q 4	0336900000	Q 4	0456900000	
	Q 10	0368100000	Q 10	0368700000	Q 10	0368800000	Q 10	0457000000	
Final number indicates number of poles. See the Accessories Section for more information.	Connection sleeve								
	Fixing screw								
	Lock washer								
<b>Switchable Jumper Links</b>									
	VL 2		BS		VH		VL 2	0194700000	
							VH 19	0285100000	
							BS M 3 x 25	0292500000	
<b>Cover</b>									
	Warning label		AD 3	0297900000	AD 3	0297900000	AD 4	0196600000	
	Mounting screw		BSK M 3 x 22	0128900000	BSK M 3 x 22	0128900000	BSK M 3 x 22	0128900000	
	Dust cover (1 m)	ADP 1 0485200000	ADP 1 0485200000	ADP 2 0485300000	ADP 2 0485300000	ADP 2 0485300000	ADP 2 0485300000	0485300000	
	Holding plate	HP 1 0485560000	HP 1 0485560000	HP 2 0485660000	HP 2 0485660000	HP 2 0485660000	HP 2 0485660000	0485660000	
<b>Marking Tags</b>									
	<b>Print</b>								
Note: Part numbers are shown for a single card of pre-printed tags numbered 1-50.	Consecutive horizontal	DEK 5/5 0473460001	DEK 5/6 0468660001	DEK 5/6.5 0468160001	DEK 5/8 1653340001	DEK 5/8 1653340001	DEK 5/8 1653340001	1653340001	
	Consecutive vertical	DEK 5/5 0473560001	DEK 5/6 0468760001	DEK 5/6.5 0468260001	DEK 5/8 1653350001	DEK 5/8 1653350001	DEK 5/8 1653350001	1653350001	

\*See Accessories section for additional information.

\*\*Touch-safe with ADP cover.

\*\*AP (1.5)  0460560000

\*\*\*AP (1.5)  0460580000