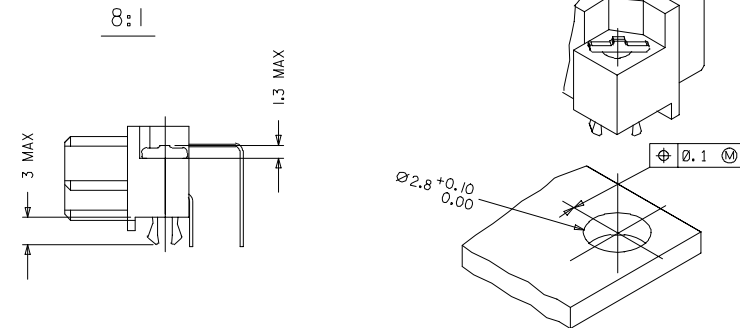
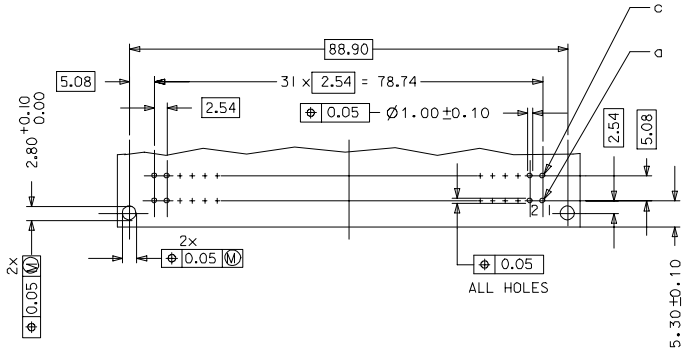


WITH MOUNTING CLIPS



- NOTES:
- MATERIALS: THERMOPLASTIC POLYESTER, GLASS FILLED, UL94V-0. COLOUR: PEBBLE GREY RAL 7032  
TERMINAL - PHOSPHOR BRONZE  
MOUNTING CLIP: STEEL
  - FINISH: TERMINAL:-  
CONTACT AREA  
1. PERFORMANCE LEVEL 1: SELECTIVE GOLD (Au), THICKNESS = 1.1 MICROMETER OVER NICKEL, THICKNESS = 1.25 MICROMETER  
2. PERFORMANCE LEVEL 2: SELECTIVE GOLD (Au), THICKNESS = 0.6 MICROMETER OVER NICKEL, THICKNESS = 1.25 MICROMETER  
3. PERFORMANCE LEVEL 3: SELECTIVE GOLD (Au), THICKNESS = 0.3 MICROMETER OVER NICKEL, THICKNESS = 1.25 MICROMETER  
TERMINATION AREA: SELECTIVE TIN, THICKNESS = 2.5 MICROMETER OVER NICKEL, THICKNESS = 1.25 MICROMETER OVERALL
  - MOUNTING CLIP:-  
TIN (Sn), THICKNESS = 5-10 MICROMETER,  
OVER NICKEL (Ni), THICKNESS = 2.5 MICROMETER
  - FOR NON MOUNTING CLIP OPTION, CONNECTOR TO BE SECURED WITH RIVETS: 2 TUBULAR RIVETS 2.5 x 0.3 ... DIN 7340  
SCREWS: CHEESEHEAD SCREWS M2.5 x .... DIN 84 AND 2 HEXAGONAL NUTS M 2.5 DIN 934
  - MATERIAL No, BATCH CODE, UL AND CSA MARKING TO BE PRINTED ON CONNECTOR
  - CUT FACE OF TIP WITHOUT PLATING PERMITTED
  - PRODUCT SPECIFICATION : PS-36509-001

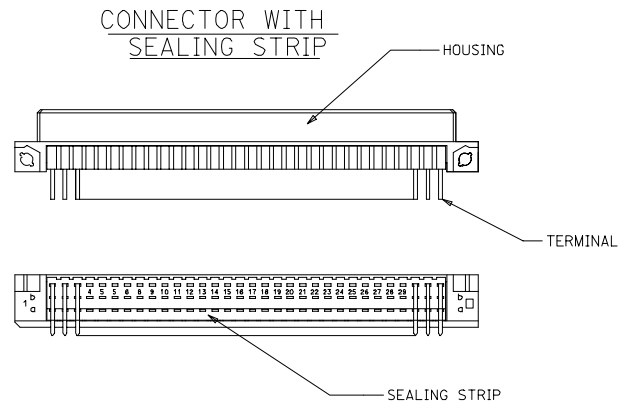
RECOMMENDED PCB LAYOUT  
COMPONENT SIDE



RoHS COMPLIANT

EC No: P007-0044 DRWNGSATTI/MARAD 2006/10/10 CHKDSSUDHIR 2006/10/11 APPR:SSUDHIR 2006/10/16	QUALITY SYMBOLS ▽=0 ▽=0	GENERAL TOLERANCES (UNLESS SPECIFIED)		DIMENSION STYLE MM ONLY	SCALE 2:1	DESIGN UNITS METRIC	THIRD ANGLE PROJECTION
		4 PLACES ± 0.15 ± 0.15 3 PLACES ± 0.05 ± 0.05 2 PLACES ± 0.1 ± 0.1 1 PLACE ± 0.15 ± 0.15	DRAWN BY SS 1999/10/08 CHECKED BY GJLOWE 1999/10/08 APPROVED BY GJLOWE 1999/10/08	DATE DATE DATE	TITLE ASSEMBLY, DIN41612 R FEMALE, 64 POS A+C LOADED	MATERIAL NO. SEE CHART	DOCUMENT NO. SD-36509-002
D1	DRAFT WHERE APPLICABLE MUST REMAIN WITHIN DIMENSIONS	THIS DRAWING CONTAINS INFORMATION THAT IS PROPRIETARY TO MOLEX INCORPORATED AND SHOULD NOT BE USED WITHOUT WRITTEN PERMISSION					

MATERIAL No	MOLEX ENG No	PERF LEVEL	PLATING	CONTACT SEQUENCE/ROW	MOUNTING CLIP	SEALING STRIP
36509-0025	MM-B2400-R963	1	Au+Ni	1,2,3....32 a+c	NO	NO
36509-0026	MM-B2500-R963	2	Au+Ni	1,2,3....32 a+c	NO	NO
36509-0027	MM-B2600-R963	3	Au+Ni	1,2,3....32 a+c	NO	NO
36509-0031	MM-B2400-R913	1	Au+Ni	1,2,3....32 a+c	YES	NO
36509-0032	MM-B2500-R913	2	Au+Ni	1,2,3....32 a+c	YES	NO
36509-0033	MM-B2600-R913	3	Au+Ni	1,2,3....32 a+c	YES	NO
36509-0037	MM-B2400-R963-101	1	Au+Ni	1,2,3....32 a+c	NO	YES
36509-0038	MM-B2500-R963-101	2	Au+Ni	1,2,3....32 a+c	NO	YES
36509-0039	MM-B2600-R963-101	3	Au+Ni	1,2,3....32 a+c	NO	YES
36509-0043	MM-B2400-R913-101	1	Au+Ni	1,2,3....32 a+c	YES	YES
36509-0044	MM-B2500-R913-101	2	Au+Ni	1,2,3....32 a+c	YES	YES
36509-0045	MM-B2600-R913-101	3	Au+Ni	1,2,3....32 a+c	YES	YES



RoHS COMPLIANT

EC No: 2007/0044 DRAWN BY: DRINGSATTI MARCO 2006/10/10 CHECKED BY: CHIKKOSUDHIR 2006/10/11 APPROVED BY: APPR:SSUDHIR 2006/10/16	QUALITY SYMBOLS ▽=0 ▽=0	GENERAL TOLERANCES (UNLESS SPECIFIED) <table border="1"> <thead> <tr> <th></th> <th>mm</th> <th>INCH</th> </tr> </thead> <tbody> <tr> <td>4 PLACES</td> <td>± 0.15</td> <td>± 0.006</td> </tr> <tr> <td>3 PLACES</td> <td>± 0.05</td> <td>± 0.002</td> </tr> <tr> <td>2 PLACES</td> <td>± 0.1</td> <td>± 0.004</td> </tr> <tr> <td>1 PLACE</td> <td>± 0.15</td> <td>± 0.006</td> </tr> </tbody> </table>		mm	INCH	4 PLACES	± 0.15	± 0.006	3 PLACES	± 0.05	± 0.002	2 PLACES	± 0.1	± 0.004	1 PLACE	± 0.15	± 0.006	DIMENSION STYLE MM ONLY	SCALE 2:1	DESIGN UNITS METRIC	THIRD ANGLE PROJECTION
		mm	INCH																		
4 PLACES	± 0.15	± 0.006																			
3 PLACES	± 0.05	± 0.002																			
2 PLACES	± 0.1	± 0.004																			
1 PLACE	± 0.15	± 0.006																			
DRAFT WHERE APPLICABLE MUST REMAIN WITHIN DIMENSIONS	SEE CHART	MATERIAL NO. SD-36509-002	DOCUMENT NO. SD-36509-002	SHEET NO. 2 OF 2																	